

Welcome Booklet for Indian Students Arriving in France

September 2025 Edition



Introduction

“


Visas, housing, health insurance... is there an easier way to figure it all out?

”



**Geetanjali
Shrivastava**

FOUNDER & CEO

 Ask Sétu

You're about to begin an exciting journey filled with new opportunities — and yes, a fair share of forms, deadlines, and unfamiliar systems.

The good news? Most of these steps follow a pattern, and once you understand it, everything becomes much easier.

This guide will:

- ✓ Help you prepare before you fly
- ✓ Break down essential paperwork and processes
- ✓ Make settling in smoother, from day one to graduation

Your adventure starts here.
Bon voyage et bienvenue en France!

Before You Fly – Admin & Visa Checklist

What You Need	Why It Matters	When to Do It	Documents required
Campus France Approval	Mandatory for Indian students	Before visa application	Admission letter, ID
VLS-TS Visa	Long-stay visa = residence permit	6-8 weeks before your travel date	Admission letter, ID, funds, housing proof
Visa validation (OFII)	Legalizes your stay >90 days	Within 3 months of arrival in France	Visa, French address
CVEC Fee (€103)	Needed to finalise your enrolment	As soon as you arrive in France	International / French bank card

Avoid these mistakes



- Skipping CVEC = Blocked enrollment
- Not validating visa = Illegal stay
- No translated birth certificate = Health insurance delays

Useful Website



<https://cvec.etudiant.gouv.fr>





Housing 101 - Finding Your French Nest

Compare housing options

Type	Cost	Social Life	Social Life
CROUS	€ 200 - 500	High	Scholarship students are given priority. Apply ASAP via here .
Private Residences	€ 500 - 800	Medium	Use Studapart , Les Estudines , YouFirst Campus , etc
Colocation (Sharing)	€ 400 - 800	Very High	Great for social life + cultural assimilation. Use Carte des Colocs etc
Studio	€ 600 - 1000	Low	Need guarantor or Visale / Garant Me



The Ultimate Guide to Student Accommodation Platforms



“

A garant in France is a person or service that guarantees to cover your rent if you're unable to pay, often required by landlords before signing a lease.

”



Health & Insurance – Stay Safe, Stay Covered

Step	When	What You Need
Register with CPAM	After arrival + OFII	Translated birth cert, proof of address
Apply for Carte Vitale	After CPAM	Social security number
Buy a mutuelle	Optional	For extra coverage (dental, vision)



CPAM Registration

- Visit ameli.fr to register for French healthcare.
- You'll get your Numéro de sécurité sociale → then a Carte Vitale.

You'll need:

- Legalised (apostille) & translated birth certificate
- Proof of address
- Passport and visa



Must-have Apps

Ameli → Track reimbursements

Doctolib → Doctor appointments



Banking & Budgeting

✓ Documents needed to open a Bank Account

- Passport and visa copy
- Proof of French address (attestation de domicile)
- University admission or enrolment letter
- French phone number (often required)



✓ Why you should get a bank account in France ASAP:

- Rent, salary payments, and CAF aid need a RIB
- A French IBAN will be useful for international transfers

✓ • Student-specific accounts with low/no fees

- BNP Paribas
- Société Générale
- Bunq (*neo bank with minimum paper work that you can set up from your phone!*)

✓ Must-have Apps

- **Lydia, Paylib** → Easy transfer to other French bank accounts



Avoid these mistakes

- Not opening a bank account = no aid, no salary
- Forgetting to ask for RIB during setup



University Life – Learning the French Way

Secure your admission & student life in France by paying the CVEC

- ✓ **What it is:** CVEC (Contribution Vie Étudiante et de Campus) is €103 fee for student services (health, sports, etc.)
- ✓ **How to pay:**
 - Register at the site messervices.etudiant.gouv.fr.
 - Then connect to the dedicated CVEC site cvec.etudiant.gouv.fr.
 - Enter the city in which you are studying and pay the CVEC with a debit or credit card.
 - Download and retain the proof of payment,
- ✓ **Needed for:** University enrollment, residence permit extensions
- ✓ **Checklist:**
 - Payment proof
 - Include INE number (from your acceptance letter)

Tips for Academic Success

- Attend all lectures & TDs (tutorials)
- Ask for your ECTS credit list (60/year = full load)
- Use the BU (*Bibliothèque Universitaire*) for resources



Pro-tips:

- Be on top of your ENT (campus portal), Moodle (course uploads) and Digital student card.
- Use libraries during exam weeks – they stay open late!




Daily Life in France


Know the essentials for French urban life

What	Pro-tips
Public Transport	Get a monthly pass asap (metro, tram, bus)
Food	Look for CROUS meals at €3.30, & plan 200-300€/month for groceries
Shopping	Most shops are closed Sunday, so plan ahead! Watch out for <i>soldes</i> (sales) & second-hand deals.

Useful Apps

-  • Citymapper, SNCF, Google Maps
- Google Translate (for signs, admin letters)

Pro-tips

-  • Renting cycles is common practice in most cities!
- Carry a reusable bag — plastic bags are discouraged.
- Garbage separation (*tri des déchets*) is common practice in France. Make sure you follow the rules!





Working in France – Earn While You Learn



You can work:

- 964 hrs/year = ~20 hrs/week (part-time)
- Campus jobs, retail, language tutoring



Documents needed:

- Valid student visa/residence permit
- Certificate of enrollment (attestation de scolarité)
- French bank account (RIB)



What Will You Earn?

- As of January 2024, the minimum wage (SMIC) is €11.88 gross/hour



On-Campus Jobs

Universities offer paid student jobs (12-month contracts from Sept 1 – Aug 31) for:

- Welcoming new students
- Tutoring or supporting peers with disabilities
- Running events or cultural programs

Max hours allowed:

- Sept–June: 670 hrs
- July–Aug: 300 hrs

These jobs are adapted to your class schedule to support academic success.



Avoid These Mistakes:

- Working without a contract = legal risk
- Forgetting internship agreements or wage rules
- Working too many hours = risk of losing student status



Support & Integration

Get involved early:

- Orientation week = meet new friends
- Join cultural clubs, debate societies, language exchanges
- Reach out to Disability Services if needed

Culture & Social Life

Experience More:

- Don't miss the special student rates at cinemas, museums & shows
- Join the events organised by the Bureau des Étudiants & ERASMUS
- Explore local cafés and city festivals

Social Etiquette:

- Always say “Bonjour” in shops
- Be punctual for all meetings
- Respect personal space in public places

Pro-tip:

- Many museums (including Musée d'Orsay and the Orangerie) have free entries on the first Sunday of the month





Emergency Info & Departure Checklist

✓ Important Numbers:

- 112 – General EU Emergency (⚠️ *not 911*)
- 15 – Medical (SAMU)
- 17 – Police
- 18 – Fire

✓ Other Important Websites:

- service-public.fr – Official admin help
- etudiant.gouv.fr – Student services
- cvec.etudiant.gouv.fr
- ameli.fr – Health insurance

✓ Indian Embassy:

- **13-15 Rue Alfred Dehodencq , 75016 Paris**
 - Metro line 9, stop *La Muette* / tram T3B, stop *Porte Dauphine (Avenue Foch)*
- **+33 6 48 34 00 63** (Emergency number outside office hours for Indian nationals, in case of loss of passport or distress)
- <https://www.eoiparis.gov.in/>

✓ Final Checklist

- ☐ Visa, passport, birth cert (translated)
- ☐ CVEC proof + OFII validated
- ☐ Lease + housing confirmation
- ☐ RIB + bank card
- ☐ Health registration + Carte Vitale
- ☐ All docs scanned (Google Drive)





Got Any Questions? We've Got You Covered!

Navigating international education can be overwhelming. Ask Sétu combines cutting-edge AI with expert human guidance to make studying and working in France accessible, affordable, and successful for Indian students.

- ✓ Admissions
- ✓ Administration & Bureaucracy
- ✓ French Language Workshops
- ✓ Inter-cultural upskilling
- ✓ Career-readiness support

Join our WhatsApp Group!

A friendly, supportive space for Indian students in France.

- ✓ Connect with peers
- ✓ Get real-time tips
- ✓ Stay updated on events & deadlines
- ✓ Ask questions – no question is too small!

See you on WhatsApp

Follow us on LinkedIn: [[@ask-setu](#)]

Follow us on Instagram: [[@ask.setu](#)]

